



# **INSTANT ADSENSE ARTICLE DIRECTORY**

**by Liz Tomey**

**Have Your Very Own  
AdSense Cash Cow  
With A Simple Article Directory**

**[WWW.MARKETINGFORREALPEOPLE.COM](http://WWW.MARKETINGFORREALPEOPLE.COM)**

My lawyer made me do it. :)

## DISCLAIMER AND TERMS OF USE AGREEMENT

The author and publisher of this Ebook and the accompanying materials have used their best efforts in preparing this Ebook. The author and publisher make no representation or warranties with respect to the accuracy, applicability, fitness, or completeness of the contents of this Ebook. The information contained in this Ebook is strictly for educational purposes. Therefore, if you wish to apply ideas contained in this Ebook, you are taking full responsibility for your actions.

EVERY EFFORT HAS BEEN MADE TO ACCURATELY REPRESENT THIS PRODUCT AND IT'S POTENTIAL. EVEN THOUGH THIS INDUSTRY IS ONE OF THE FEW WHERE ONE CAN WRITE THEIR OWN CHECK IN TERMS OF EARNINGS, THERE IS NO GUARANTEE THAT YOU WILL EARN ANY MONEY USING THE TECHNIQUES AND IDEAS IN THESE MATERIALS. EXAMPLES IN THESE MATERIALS ARE NOT TO BE INTERPRETED AS A PROMISE OR GUARANTEE OF EARNINGS. EARNING POTENTIAL IS ENTIRELY DEPENDENT ON THE PERSON USING OUR PRODUCT, IDEAS AND TECHNIQUES. WE DO NOT PURPORT THIS AS A "GET RICH SCHEME."

ANY CLAIMS MADE OF ACTUAL EARNINGS OR EXAMPLES OF ACTUAL RESULTS CAN BE VERIFIED UPON REQUEST. YOUR LEVEL OF SUCCESS IN ATTAINING THE RESULTS CLAIMED IN OUR MATERIALS DEPENDS ON THE TIME YOU DEVOTE TO THE PROGRAM, IDEAS AND TECHNIQUES MENTIONED, YOUR FINANCES, KNOWLEDGE AND VARIOUS SKILLS. SINCE THESE FACTORS DIFFER ACCORDING TO INDIVIDUALS, WE CANNOT GUARANTEE YOUR SUCCESS OR INCOME LEVEL. NOR ARE WE RESPONSIBLE FOR ANY OF YOUR ACTIONS.

MATERIALS IN OUR PRODUCT AND OUR WEBSITE MAY CONTAIN INFORMATION THAT INCLUDES OR IS BASED UPON FORWARD-LOOKING STATEMENTS WITHIN THE MEANING OF THE SECURITIES LITIGATION REFORM ACT OF 1995. FORWARD-LOOKING STATEMENTS GIVE OUR EXPECTATIONS OR FORECASTS OF FUTURE EVENTS. YOU CAN IDENTIFY THESE STATEMENTS BY THE FACT THAT THEY DO NOT RELATE STRICTLY TO HISTORICAL OR CURRENT FACTS. THEY USE WORDS SUCH AS "ANTICIPATE," "ESTIMATE," "EXPECT," "PROJECT," "INTEND," "PLAN," "BELIEVE," AND OTHER WORDS AND TERMS OF SIMILAR MEANING IN CONNECTION WITH A DESCRIPTION OF POTENTIAL EARNINGS OR FINANCIAL PERFORMANCE.

ANY AND ALL FORWARD LOOKING STATEMENTS HERE OR ON ANY OF OUR SALES MATERIAL ARE INTENDED TO EXPRESS OUR OPINION OF EARNINGS POTENTIAL. MANY FACTORS WILL BE IMPORTANT IN DETERMINING YOUR ACTUAL RESULTS AND NO GUARANTEES ARE MADE THAT YOU WILL ACHIEVE RESULTS SIMILAR TO OURS OR ANYBODY ELSE'S, IN FACT NO GUARANTEES ARE MADE THAT YOU WILL ACHIEVE ANY RESULTS FROM OUR IDEAS AND TECHNIQUES IN OUR MATERIAL.

The author and publisher disclaim any warranties (express or implied), merchantability, or fitness for any particular purpose. The author and publisher shall in no event be held liable to any party for any direct, indirect, punitive, special, incidental or other consequential damages arising directly or indirectly from any use of this material, which is provided "as is", and without warranties.

As always, the advice of a competent legal, tax, accounting or other professional should be sought.

The author and publisher do not warrant the performance, effectiveness or applicability of any sites listed or linked to in this Ebook.

All links are for information purposes only and are not warranted for content, accuracy or any other implied or explicit purpose.

This Ebook is © copyrighted by Liz Tomey / TomeyMarketing.com. No part of this may be copied, or changed in any format, sold, or used in any way other than what is outlined within this Ebook under any circumstances.

## About the author...



**Liz Tomey**

*Liz Tomey got her start in the marketing world at the age of 19 by starting her own direct mail/mail order business. Liz created several product and services to help others in the direct mail/mail order business build their businesses quickly and easily. She's successfully run this business since 1998.*

*In late 2004 Liz took the Internet marketing arena by storm by creating products and services especially for Internet marketers. These proven to work products are what have allowed Liz to become the well-known and liked Internet marketer that she is today.*

*The [Marketing For REAL People](#) newsletter is also published by Liz where she focuses more on teaching no BS marketing techniques rather than pushing the "product of the day". This newsletter allows her to help Internet marketers push their business to new levels.*

Liz is also the owner and sole creator of some of the hottest sites in Internet marketing.

- <http://www.TomeyMarketing.com> - This is Liz's main site. You can see exactly what she's about and any and all products and services she has created along with incredible free learning tools including video tutorials and many helpful articles.
- <http://www.MyOriginalEProducts.com> - Limited resale rights offered each and every month. Don't compete with Tom, Dick, Harry, and the 10,000 other people who own the same old resale rights products. Make money by being one of the few to promote high quality resale rights products!
- <http://www.JointVentureSeeker.com> - Last year JV partners brought in over 85% of my sales. Now you can learn exactly how to get JV partners to put money in YOUR pocket!
- [UndergroundMarketingStrategy.com](#) - Now you can get several marketing strategies that will show you how to make money online. This site is devoted to teaching you proven ways to make money online, so that you can create multiple streams of income.
- [Easy Ebook Profit System](#) – Learn the secret strategy that will teach you how to make at least \$718.95 from each and every ebook you create!

Liz lives in Gates, TN with her husband and 5 (yes, F-I-V-E) kids. She runs her business along with her husband full time from her home.

She enjoys any sports her kids are in, playing outside with her kids, dates with her husband, traveling anywhere warm, and "playing" in her many flower gardens.

## ***Welcome...***

Hi there and welcome to this short course on using an article directory for AdSense profits. What I'm about to reveal to you is a super easy way to break into a niche, where people create the content for you, and all you have to do is use a simple strategy to get people to your site to click on your ads, and submit content for your site.

Before you even get started with this course, you need to decide what niche you want to target, and then install your article directory. The reason this strategy is so cool is because you don't have to worry about competition. You can literally do this in any niche you want. Even those high paying AdSense niches like finance, mortgages, and hot topic health issues.

It is important though that you have one niche per article directory you create. You don't want your article directory to be on multiple niches. However, you can have multiple categories for your directory that are related to your niche.

For example, if you were to do an article directory on finances. You might have the following categories:

- Bankruptcy
- Credit
- Currency Trading
- Debt Consolidation
- Debt Relief
- Estate Plan Trusts
- Investing
- Leases
- Loans
- Personal Finance
- Stocks Mutual Funds
- Structured Settlements
- Taxes
- Wealth Building

... or even more. Just make sure your categories are related to your main niche.

Okay, once you have picked your niche, grab a domain name related to your niche, and install your article directory. There are screen videos showing you how to install the directory in the folder the script is in, so be sure to watch those first.

Once you've got your article directory installed and all the categories added, I suggest you find some private label articles, and use them to put at least some content on your site, and then input your Google AdSense ads on your site.

Need some help finding good private label articles?

Then I suggest the following resources....

**FREE: PLR Tips**

<http://tomeymarketing.com/is-crazy-about/plrtips.htm>

**FREE: Private Rights Profits**

<http://tomeymarketing.com/is-crazy-about/plrprofits.htm>

**FREE: Secret Article Source**

<http://tomeymarketing.com/likes/secretarticlesource.htm>

**Niche Audio Articles**

<http://tomeymarketing.com/is-crazy-about/audioarticles.htm>

**Niche Audio Club**

<http://www.nicheaudioclub.com/liztomey>

**Niche Health Articles**

<http://tomeymarketing.com/niche-health-articles.htm>

**Niche Health Products**

<http://tomeymarketing.com/niche-health-products.htm>

**Info Go Round**

<http://tomeymarketing.com/infogoround.htm>

**PLRights.com**

<http://tomeymarketing.com/is-crazy-about/plrights.htm>

**Your Own Articles**

<http://tomeymarketing.com/your-articles.htm>

**Ready Made Content**

<http://tomeymarketing.com/likes/readymadecontent.htm>

**All Mom Content**

<http://tomeymarketing.com/is-crazy-about/allmomcontent.htm>

**Automatic Niche Profits**

<http://tomeymarketing.com/is-crazy-about/anp.html>

When adding private label articles to your site, don't just use your name. Actually create multiple accounts, and use different names so that it looks like you have several authors on your site already submitting content.

The next thing you'll want to do is start getting real people to submit their articles to your site, and what better way to do that than to advertise right on the article directories themselves. ☺

But wait, you've got to get people to your site too, so that they can click on those AdSense ads too. That's okay because we're about to kill two birds with one stone. We're going to work smarter and not harder!

First we have to put some work in though, and it all starts with keyword research, and it's going to take two tools.

Tool #1: Google Keyword Suggestion Tool - <https://adwords.google.com/select/KeywordToolExternal>

Tool #2: Brainstorm Generator - <http://tomeymarketing.com/is-crazy-about/brainstormgenerator.htm>

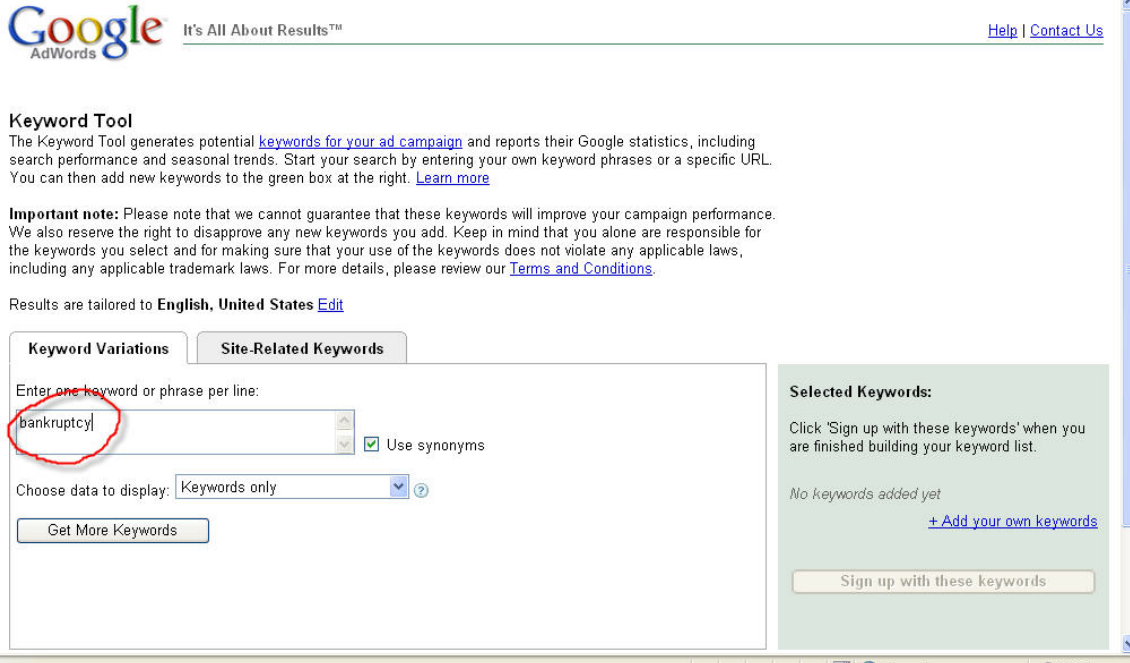
Now, the first tool is a free tool, but the second one is not. As a matter of fact, [Brainstorm Generator](http://tomeymarketing.com/is-crazy-about/brainstormgenerator.htm) is going to cost you \$147. There are free ways to find the best keywords, but they are time consuming and tedious, and I'm not going to do a 50 page ebook on how to do it, when there is [Brainstorm Generator](http://tomeymarketing.com/is-crazy-about/brainstormgenerator.htm) around to do the job for me.

Remember, we are working smarter and not harder. [Brainstorm Generator](http://tomeymarketing.com/is-crazy-about/brainstormgenerator.htm) is going to give you the EXACT keywords that you need, and it's going to give them to you quickly.

## **Okay, let's get started...**

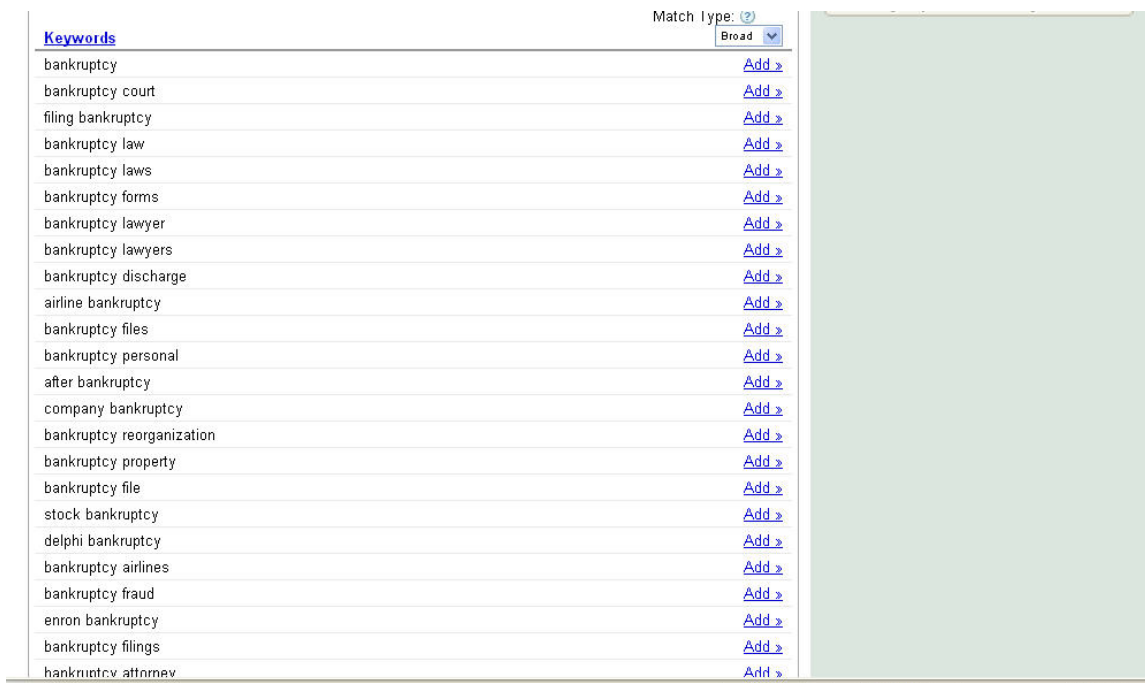
First, we need a list of keywords for the first category you have on your article directory. Since we used the finance niche as an example, we'll stick with that example. Our first category would be bankruptcy.

We'll go to <https://adwords.google.com/select/KeywordToolExternal> and input our keyword bankruptcy.



Then click on the “Get More Keywords” button and in just a few seconds, Google will return a set of keywords that profitable keywords because people are actually bidding on them. 😊 We don’t care what the bid amounts are at this point.

This is what it should look like once it returns your keywords...



Of course you can’t see the whole screen here, but you get the idea. Once you have the keywords, you’ll go to the bottom of the list and click on Add All

bankruptcy court middle district of florida	<a href="#">Add »</a>
bankruptcy court eastern district	<a href="#">Add »</a>
bankruptcy alternative	<a href="#">Add »</a>
bankruptcy institute	<a href="#">Add »</a>
free bankruptcy records	<a href="#">Add »</a>
dismissed bankruptcy	<a href="#">Add »</a>
corporate bankruptcies	<a href="#">Add »</a>
bankruptcy case number	<a href="#">Add »</a>
new bankruptcy rules	<a href="#">Add »</a>
mccarty bankruptcy	<a href="#">Add »</a>
bankruptcy court florida	<a href="#">Add »</a>
rules of bankruptcy procedure	<a href="#">Add »</a>
bankruptcy home loans	<a href="#">Add »</a>
loans with bankruptcy	<a href="#">Add »</a>
maine bankruptcy	<a href="#">Add »</a>
los angeles bankruptcy	<a href="#">Add »</a>
<a href="#">Add all 201 »</a>	

Download all keywords: [.csv \(for excel\)](#), [.csv](#)

©2007 Google - [AdWords Home](#) - [Editorial Guidelines](#) - [Privacy Policy](#) - [Contact Us](#)

Once you've done, that, it's time to export your list of keywords into a .CSV file and save them to your computer. Is what I suggest doing is creating a new folder on your computer and name it the title of your domain name that you have for the article site. Create another folder in there called keywords and save all your keyword lists for the domain in this folder.

bankruptcy court middle district of florida	<a href="#">Remove</a>
bankruptcy court eastern district	<a href="#">Remove</a>
bankruptcy alternative	<a href="#">Remove</a>
bankruptcy institute	<a href="#">Remove</a>
free bankruptcy records	<a href="#">Remove</a>
dismissed bankruptcy	<a href="#">Remove</a>
corporate bankruptcies	<a href="#">Remove</a>
bankruptcy case number	<a href="#">Remove</a>
new bankruptcy rules	<a href="#">Remove</a>
mccarty bankruptcy	<a href="#">Remove</a>
bankruptcy court florida	<a href="#">Remove</a>
rules of bankruptcy procedure	<a href="#">Remove</a>
bankruptcy home loans	<a href="#">Remove</a>
loans with bankruptcy	<a href="#">Remove</a>
maine bankruptcy	<a href="#">Remove</a>
los angeles bankruptcy	<a href="#">Remove</a>
<a href="#">Add all 201 »</a>	

Download all keywords: [.csv \(for excel\)](#), [.csv](#)

bankruptcy court eastern district	<a href="#">« Remove</a>
bankruptcy alternative	<a href="#">« Remove</a>
bankruptcy institute	<a href="#">« Remove</a>
free bankruptcy records	<a href="#">« Remove</a>
dismissed bankruptcy	<a href="#">« Remove</a>
corporate bankruptcies	<a href="#">« Remove</a>
bankruptcy case number	<a href="#">« Remove</a>
new bankruptcy rules	<a href="#">« Remove</a>
mccarty bankruptcy	<a href="#">« Remove</a>
bankruptcy court florida	<a href="#">« Remove</a>
rules of bankruptcy procedure	<a href="#">« Remove</a>
bankruptcy home loans	<a href="#">« Remove</a>
loans with bankruptcy	<a href="#">« Remove</a>
maine bankruptcy	<a href="#">« Remove</a>
los angeles bankruptcy	<a href="#">« Remove</a>
<a href="#">« Remove All</a>	
<a href="#">+ Add your own keywords</a>	
Download these keywords: <a href="#">.csv (for excel)</a> , <a href="#">.csv</a>	
<a href="#">Sign up with these keywords</a>	

Now it's time to pick through these keywords and only find the good ones. What I mean by the good ones is that we are looking for keywords that are easy to rank



for, and I want to take a moment to explain the method to my madness with keywords and why you want to rank for several keywords.

Is what I do with keyword research and it doesn't matter what niche it is, I find the easiest keywords to rank for and several of them. So let's take for example our finance niche, and I found 12 easy to rank for keywords like this:

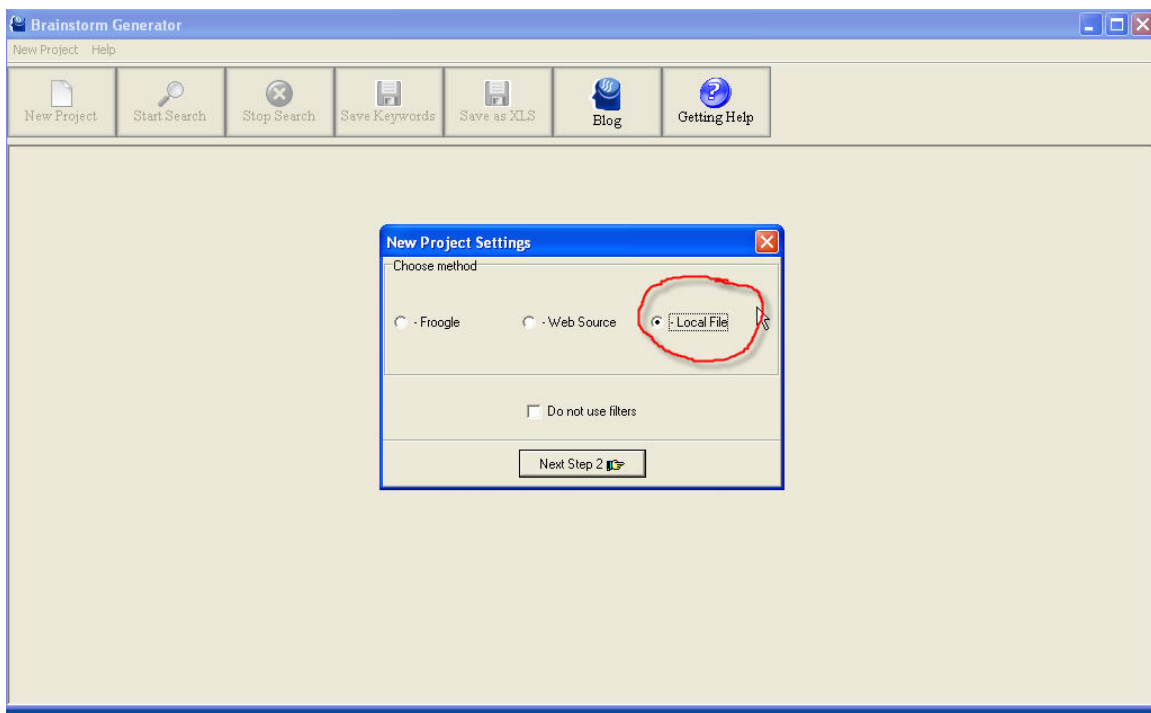
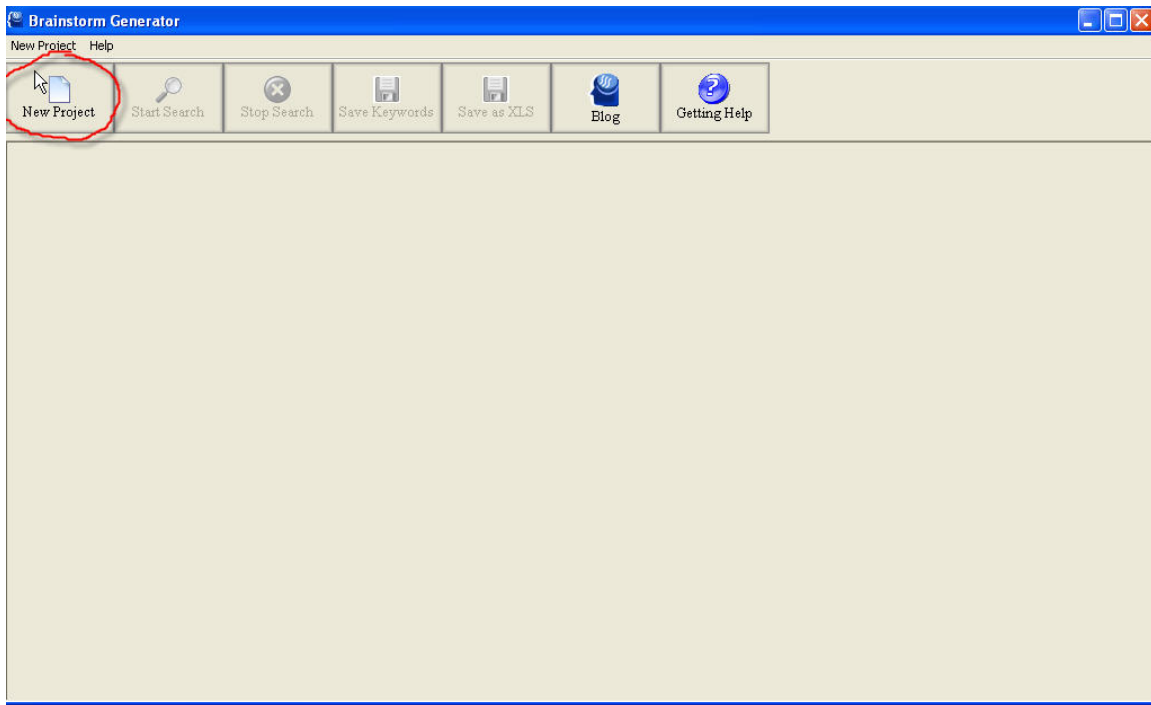
Easy To Rank For Keyword #1 – 124 searches a month  
Easy To Rank For Keyword #2 – 277 searches a month  
Easy To Rank For Keyword #3 – 896 searches a month  
Easy To Rank For Keyword #4 – 105 searches a month  
Easy To Rank For Keyword #5 – 779 searches a month  
Easy To Rank For Keyword #6 – 1284 searches a month  
Easy To Rank For Keyword #7 – 346 searches a month  
Easy To Rank For Keyword #8 – 502 searches a month  
Easy To Rank For Keyword #9 – 101 searches a month  
Easy To Rank For Keyword #10 – 162 searches a month  
Easy To Rank For Keyword #11 – 131 searches a month  
Easy To Rank For Keyword #12 – 422 searches a month

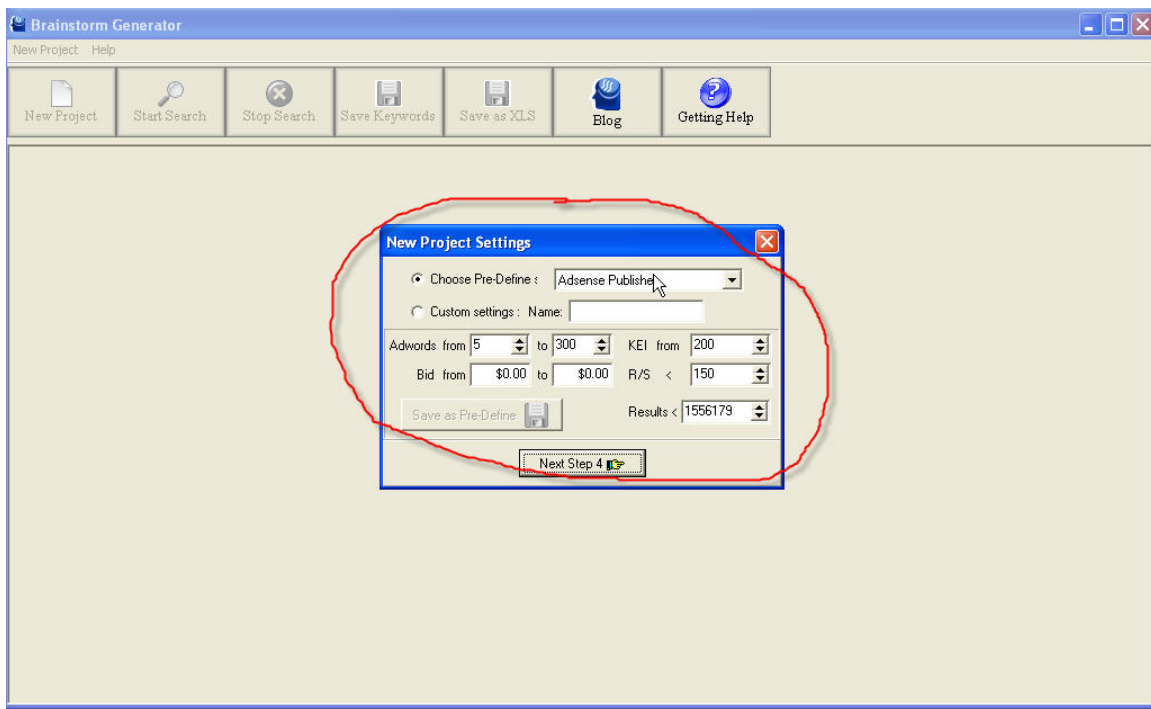
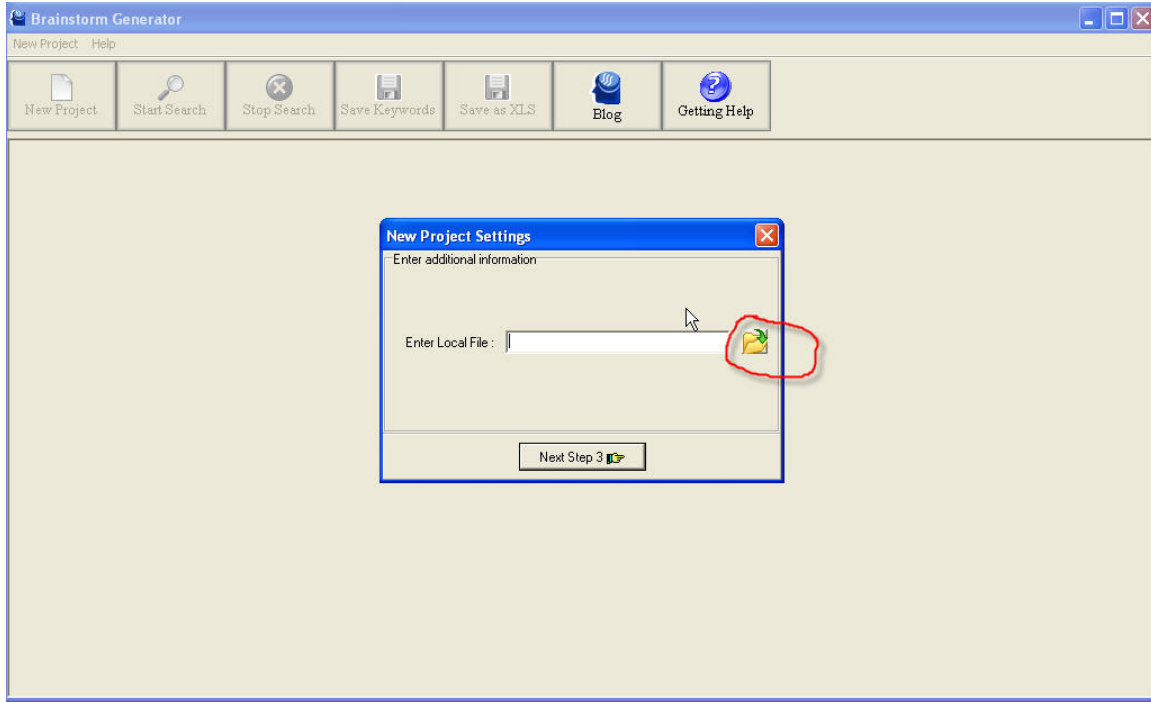
Now for each keyword, that's really not a lot, but when you add it all up, and if I am ranked for #1 for all 12 keywords, that's a total of 5129 possible visitors a month to my site, and these are easy to rank for keywords, so it's not going to take much work!

Now you see why we're going after these little keywords and several of them...

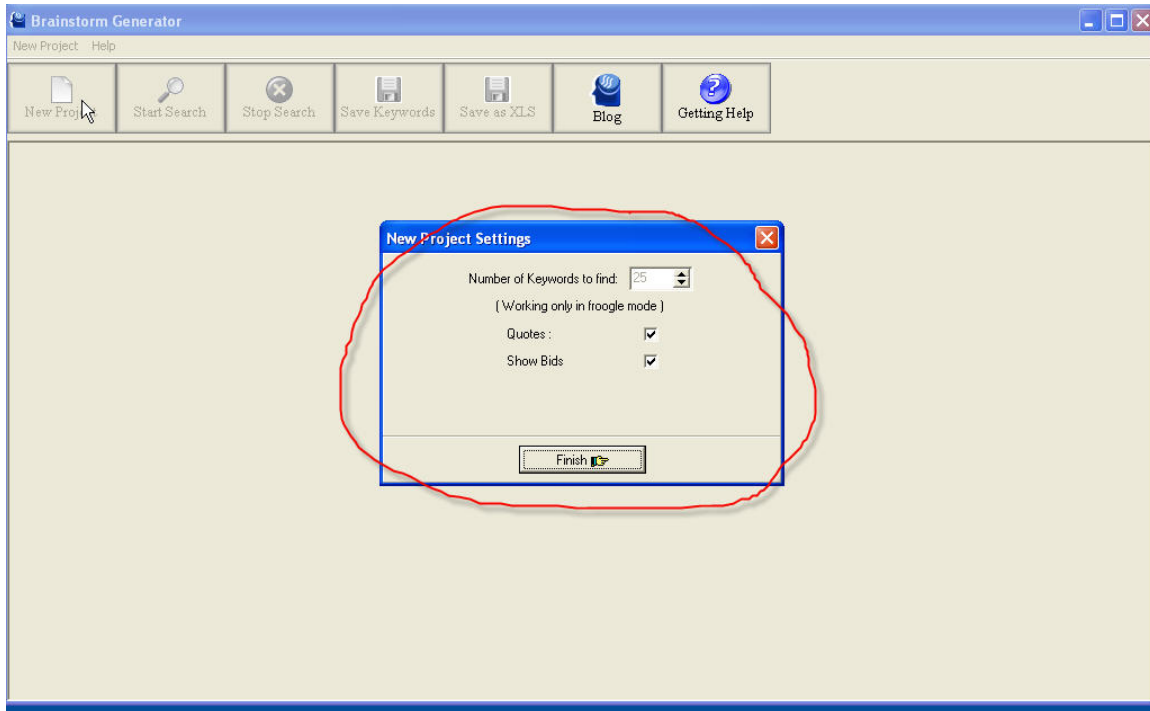
So, let's get back to work...

Once you have your first .csv file, you're going to run it through [Brainstorm Generator](#) like this...





Keep all of the setting as they are here.



Click on finish and [Brainstorm Generator](#) will automatically spit out only the best keywords, and those are the keywords you'll want to rank for. [Brainstorm Generator](#) does the job of only giving you the good and easy ones to rank for, so this is totally a no brainer!

Now these keywords you'll want to keep separate for the big keyword list you compiled. You could just put them in a text file and save them as a file name you will remember so you will no what they are.

You'll keep doing this research for each category that you have. Continually add the keywords that you want to rank for to the text file you created with your main keywords in it.

Okay, the hardest part is over, and it's time to get people submitting articles to our site and clicking on our AdSense ads, and as I said, I'm about to teach you how to do it all at one time with nothing but articles!

Now this is going to take lots of articles and lots of time if you don't have the money to pay someone to create articles for you. You want to start off with at least 10 articles per keyword that you want to rank for.

I highly recommend that you pay someone to write these articles for you because it will save you a ton of time. You can get articles written for as low as \$5 each from places like <http://www.guru.com>, <http://www.elance.com>, and <http://www.rentacoder.com>.

When you are just starting out, I suggest you start with one keyword at a time. Once you get your articles back, the most important part is going to be your resource box.

You'll want to create a good resource box so that when people read it, it will make them click through to your site. You also want your keyword to be linked in your resource box to your site.

Is what this will do is:

1. Get instant traffic by people clicking on your link and going to your site from the places you'll be submitting your article. (We'll get to that in just one second.)
2. By having your keyword linked to your site, it's showing the search engines that your site is important for that keyword and will make you rank higher in the search engines thus getting you more free search engine traffic.

Okay, so once you have your first 10 articles for your keyword, and your resource box all ready to go, you're going to start submitting your article to the article directories. You could get a great big list and start manually submitting, but is what I recommend that you do is get a free account at <http://www.EzineArticles.com> and then get a paid account at <http://www.Isnare.com> and those two places alone will get you article all over the internet.

By having your article everyone, you're getting traffic, and getting backlinks through your resource box from tons of different sites.

Once you've done this for your first keyword, then move on to the second keyword. I suggest that once you go through all your keywords, that you again have a couple articles done every few months for each of your keywords and submit those articles. This is just maintenance work to make sure that you're getting a flow of traffic and more backlinks to help you get ranked higher in the search engines and/or stay ranked!

Anywhere you can place a backlink to your site using your keyword(s) as your anchor text, you need to take advantage of it!

Now this sounds like a lot of work, but like I said, paying people to write your articles for you and even submit them for you will allow you the time to create article directories in other niches, and in no time you could have an entire empire of article directories making you a fortune through Google AdSense!

I hope you've enjoyed this course, and more than that, I hope you take what you've learned here and start using it. The AdSense game is getting harder and

harder to play everyday, but by leveraging yourself and working smarter and not harder, you'll be making those big AdSense checks just like the gurus do!

To your AdSense success!

Liz Tomey

<http://www.AdSenseGirl.com>

<http://www.MarketingForREALPeople.com>